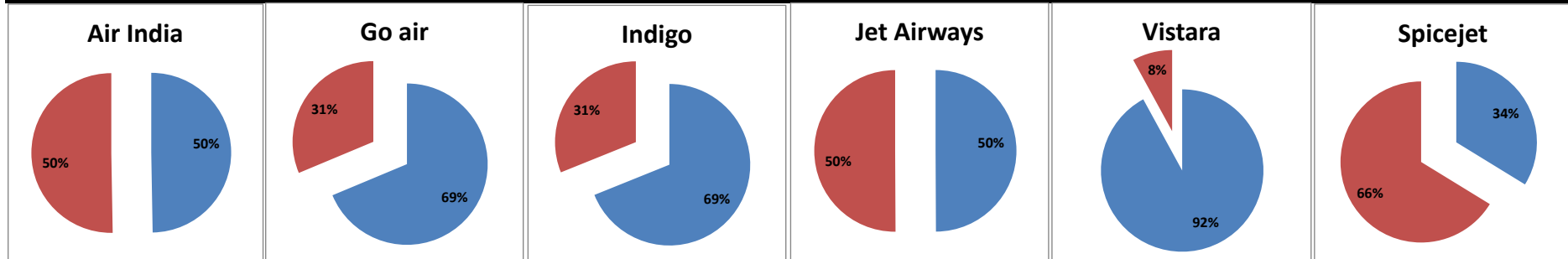


Airport Name :- DELHI INTERNATIONAL AIRPORT PVT LIMITED. - Jan'15{Departure}

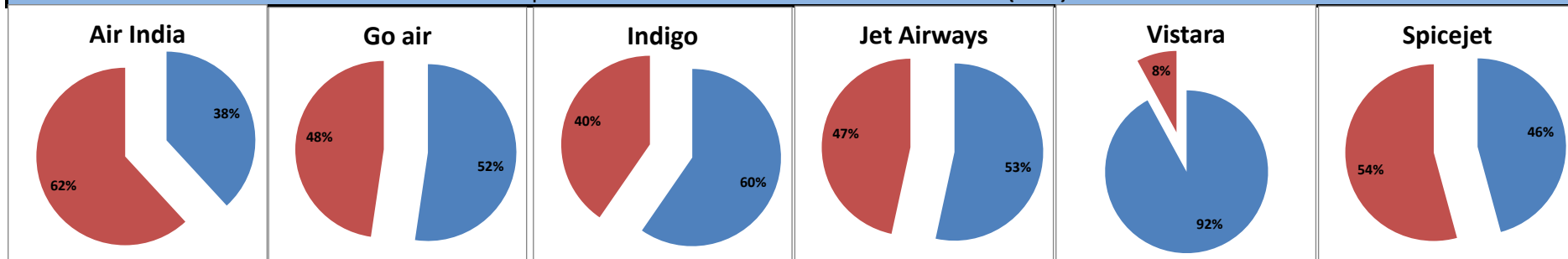
Airline	Total Departures	Flights ontime (STD +/- 15 Min)	Flights Delayed (STD +/- 15 Min)	% On time	% delayed	Airline					Airport		Weather		ATC	Miscellaneous
						Passenger & baggage handling (IATA CODES 11-18)	Aircraft & Ramp Handling (IATA CODES 31-39)	Technical, automated equipment failure(IATA CODES 41-48)	Operations , crew(IATA CODES 61-69)	Reactionary reasons (IATA CODES 91-97)	Airport Facilities (IATA CODES - 87,89)	Airport Security (IATA CODES 85)	Destination airport below minima (IATA CODES 72)	Departure aerodrome Below minima (IATA CODES 71)	ATFM(IATA CODES 81-84)	IATA CODE-99
AI	1802	896	906	50%	50%	45	10	47	128	514	5	8	60	67	3	19
G8	773	531	242	69%	31%	3	1	2	15	163	9	0	12	30	0	7
6E	2887	1989	898	69%	31%	24	1	7	43	587	60	0	57	81	5	33
9W&S2	1997	997	1000	50%	50%	49	0	8	100	690	21	0	72	40	0	20
UK	88	81	7	92%	8%	0	0	0	0	4	0	0	0	2	0	1
SG	779	263	516	34%	66%	4	0	95	36	323	6	0	33	11	0	8
Total	8326	4757	3569	57%	43%	125	12	159	322	2281	101	8	234	231	8	88



On time percentage

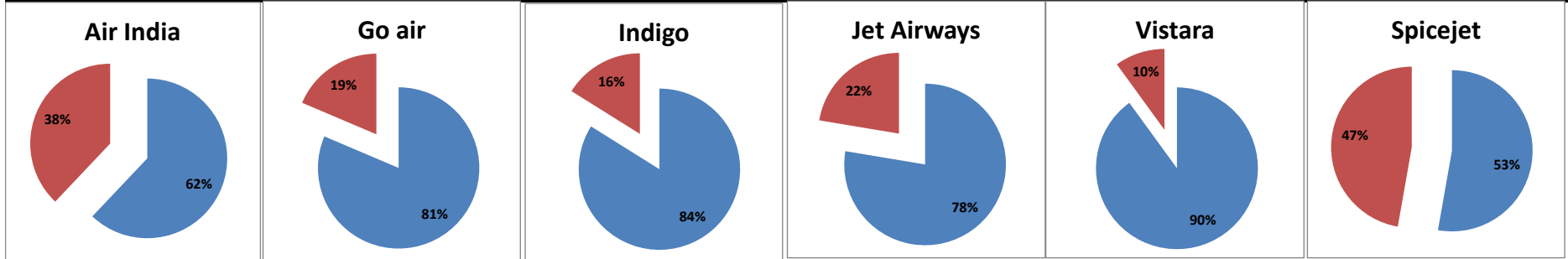
Delay percentage

Airport Name :- DELHI INTERNATIONAL AIRPORT PVT LIMITED. - Jan'15{Arrival}



Airport Name :- DELHI INTERNATIONAL AIRPORT PVT LIMITED. - Jan'15(Period :- 0300-0859) - {Departure}

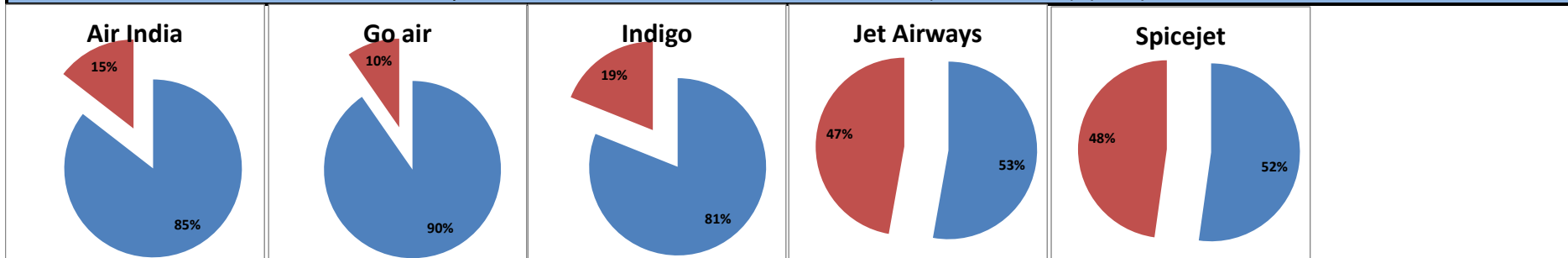
Airline	Total Departures	Flights ontime (STD +/- 15 Min)	Flights Delayed (STD +/- 15 Min)	% On time	% delayed	Airline					Airport		Weather		ATC	Miscellaneous
						Passenger & baggage handling (IATA CODES 11-18)	Aircraft & Ramp Handling (IATA CODES 31-39)	Technical, automated equipment failure(IATA CODES 41-48)	Operations , crew(IATA CODES 61-69)	Reactionary reasons (IATA CODES 91-97)	Airport Facilites (IATA CODES - 87,89)	Airport Security (IATA CODES 85)	Destination airport below minima (IATA CODES 72)	Departure aerodrome Below minima (IATA CODES 71)	ATFM(IATA CODES 81-84)	IATA CODE-99
AI	427	265	162	62%	38%	8	4	13	51	7	2	6	24	45	0	2
G8	258	210	48	81%	19%	0	1	0	3	5	3	0	7	29	0	0
6E	814	683	131	84%	16%	4	0	3	1	4	23	0	22	70	4	0
9W&S2	380	295	85	78%	22%	1	0	4	4	9	2	0	31	33	0	1
UK	20	18	2	90%	10%	0	0	0	0	0	0	0	0	2	0	0
SG	144	76	68	53%	47%	0	0	8	7	22	2	0	16	11	0	2
Total	2043	1547	496	76%	24%	13	5	28	66	47	32	6	100	190	4	5



On time percentage

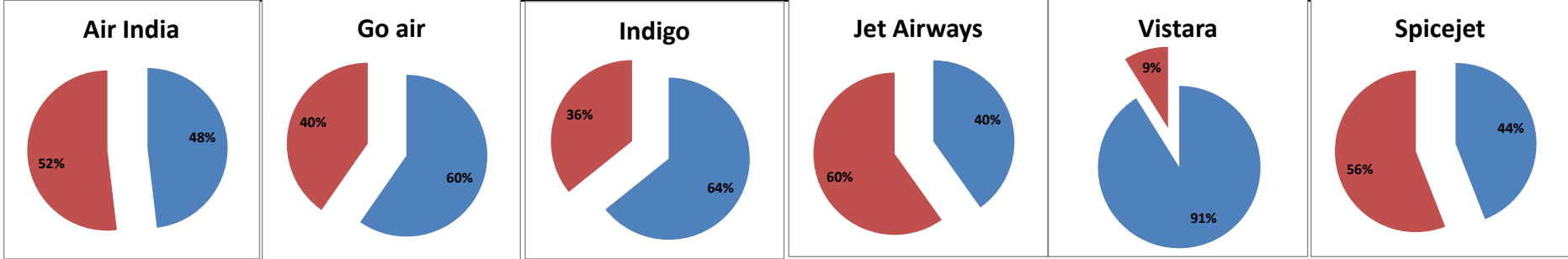
Delay percentage

Airport Name :- DELHI INTERNATIONAL AIRPORT PVT LIMITED. - Jan'15(Period :- 0300-0859) - {Arrival}



Airport Name :- DELHI INTERNATIONAL AIRPORT PVT LIMITED. - Jan'15(Period :- 0900-1459) - {Departure}

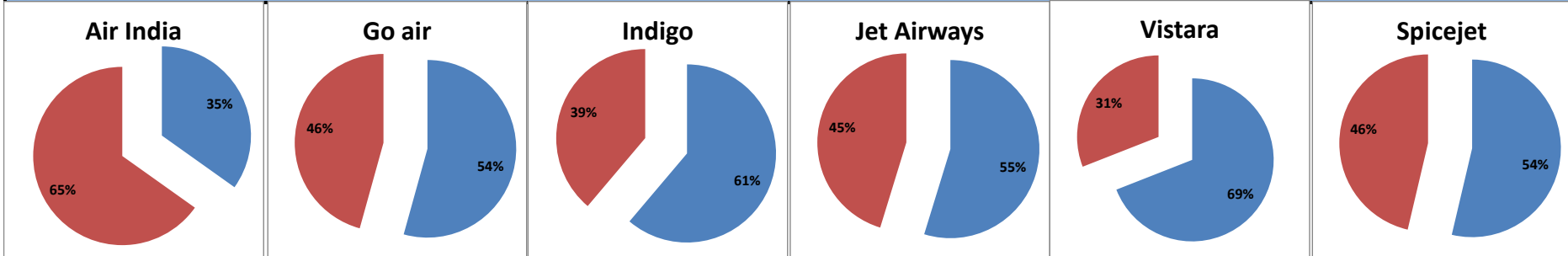
Airline	Total Departures	Flights ontime (STD +/- 15 Min)	Flights Delayed (STD +/- 15 Min)	% On time	% delayed	Airline					Airport		Weather		ATC	Miscellaneous
						Passenger & baggage handling (IATA CODES 11-18)	Aircraft & Ramp Handling (IATA CODES 31-39)	Technical, automated equipment failure(IATA CODES 41-48)	Operations , crew(IATA CODES 61-69)	Reactionary reasons (IATA CODES 91-97)	Airport Facilites (IATA CODES - 87,89)	Airport Security (IATA CODES 85)	Destination airport below minima (IATA CODES 72)	Departure aerodrome Below minima (IATA CODES 71)	ATFM(IATA CODES 81-84)	IATA CODE-99
AI	719	346	373	48%	52%	15	5	14	49	214	3	0	35	22	0	16
G8	243	145	98	60%	40%	2	0	0	6	72	6	0	4	1	0	7
6E	998	641	357	64%	36%	9	1	1	25	210	34	0	34	11	0	32
9W&S2	782	314	468	40%	60%	28	0	2	61	292	18	0	41	7	0	19
UK	45	41	4	91%	9%	0	0	0	0	3	0	0	0	0	0	1
SG	245	108	137	44%	56%	1	0	22	8	80	4	0	16	0	0	6
Total	3032	1595	1437	53%	47%	55	6	39	149	871	65	0	130	41	0	81



On time percentage

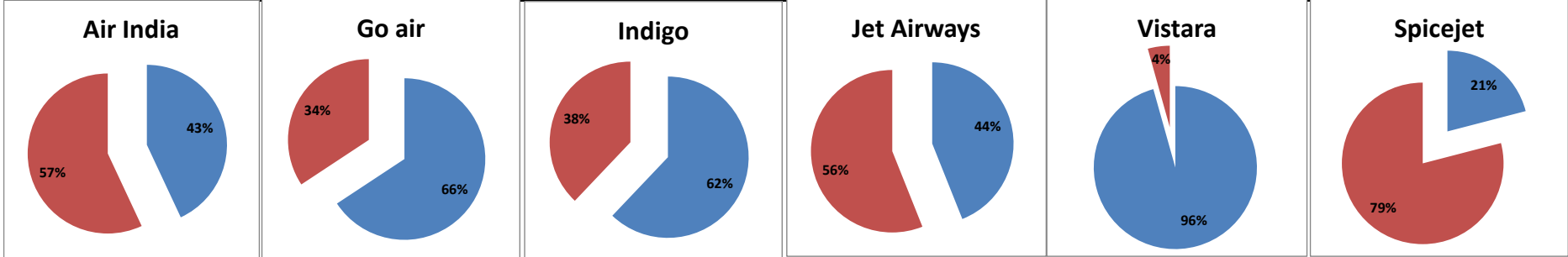
Delay percentage

Airport Name :- DELHI INTERNATIONAL AIRPORT PVT LIMITED. - Jan'15(Period :- 0900-1459) - {Arrival}



Airport Name :- DELHI INTERNATIONAL AIRPORT PVT LIMITED. - Jan'15(Period :- 1500-2059) - {Departure}

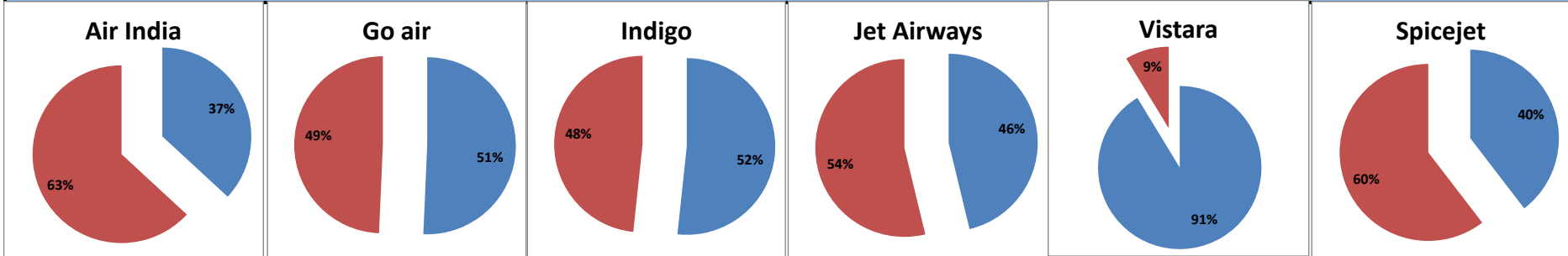
Airline	Total Departures	Flights ontime (STD +/- 15 Min)	Flights Delayed (STD +/- 15 Min)	% On time	% delayed	Airline					Airport		Weather		ATC	Miscellaneous
						Passenger & baggage handling (IATA CODES 11-18)	Aircraft & Ramp Handling (IATA CODES 31-39)	Technical, automated equipment failure(IATA CODES 41-48)	Operations , crew(IATA CODES 61-69)	Reactionary reasons (IATA CODES 91-97)	Airport Facilites (IATA CODES - 87,89)	Airport Security (IATA CODES 85)	Destination airport below minima (IATA CODES 72)	Departure aerodrome Below minima (IATA CODES 71)	ATFM(IATA CODES 81-84)	IATA CODE-99
AI	618	266	352	43%	57%	19	1	19	28	278	0	2	1	0	3	1
G8	245	161	84	66%	34%	1	0	2	6	74	0	0	1	0	0	0
6E	1047	650	397	62%	38%	11	0	3	17	360	3	0	1	0	1	1
9W&S2	769	338	431	44%	56%	20	0	2	34	374	1	0	0	0	0	0
UK	23	22	1	96%	4%	0	0	0	0	1	0	0	0	0	0	0
SG	315	66	249	21%	79%	3	0	62	17	166	0	0	1	0	0	0
Total	3017	1503	1514	50%	50%	54	1	88	102	1253	4	2	4	0	4	2



On time percentage

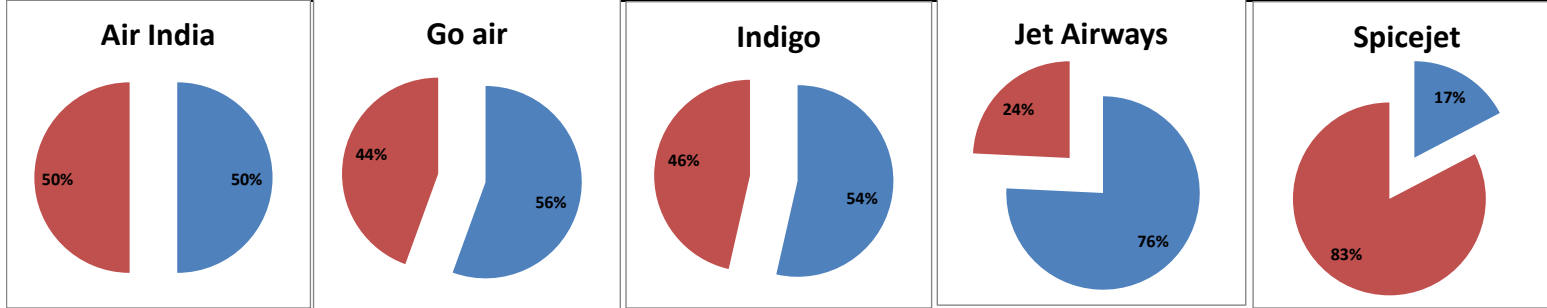
Delay percentage

Airport Name :- DELHI INTERNATIONAL AIRPORT PVT LIMITED. - Jan'15(Period :- 1500-2059) - {Arrival}



Airport Name :- DELHI INTERNATIONAL AIRPORT PVT LIMITED. - Jan'15(Period :- 2100-0259) - {Departure}

Airline	Total Departures	Flights ontime (STD +/- 15 Min)	Flights Delayed (STD +/- 15 Min)	% On time	% delayed	Airline					Airport		Weather		ATC	Miscellaneous
						Passenger & baggage handling (IATA CODES 11-18)	Aircraft & Ramp Handling (IATA CODES 31-39)	Technical, automated equipment failure(IATA CODES 41-48)	Operations , crew(IATA CODES 61-69)	Reactionary reasons (IATA CODES 91-97)	Airport Facilites (IATA CODES - 87,89)	Airport Security (IATA CODES 85)	Destination airport below minima (IATA CODES 72)	Departure aerodrome Below minima (IATA CODES 71)	ATFM(IATA CODES 81-84)	IATA CODE-99
AI	38	19	19	50%	50%	3	0	1	0	15	0	0	0	0	0	0
G8	27	15	12	56%	44%	0	0	0	0	12	0	0	0	0	0	0
6E	28	15	13	54%	46%	0	0	0	0	13	0	0	0	0	0	0
9W&S2	66	50	16	76%	24%	0	0	0	1	15	0	0	0	0	0	0
UK	0	0	0	0%	0%	0	0	0	0	0	0	0	0	0	0	0
SG	75	13	62	17%	83%	0	0	3	4	55	0	0	0	0	0	0
Total	234	112	122	48%	52%	3	0	4	5	110	0	0	0	0	0	0



On time percentage

Delay percentage

Airport Name :- DELHI INTERNATIONAL AIRPORT PVT LIMITED. - Jan'15(Period :- 2100-0259) - {Arrival}

