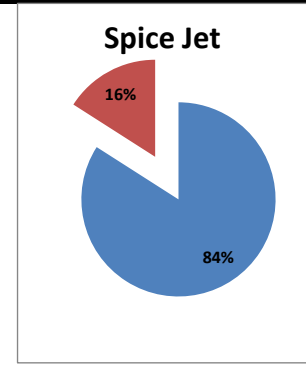
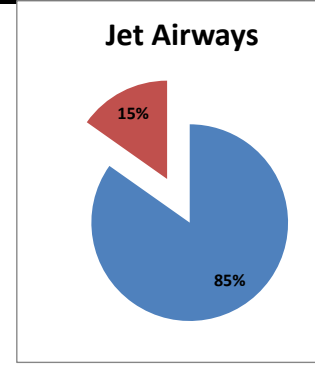
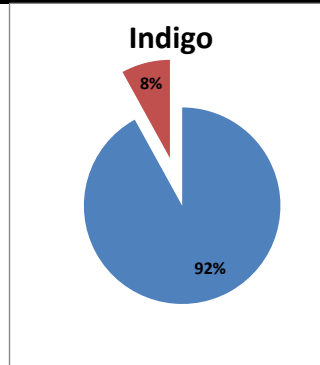
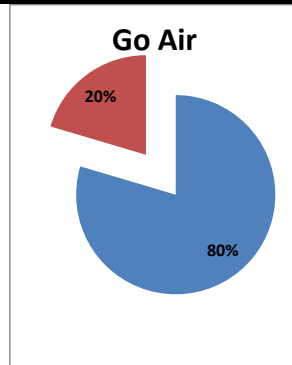
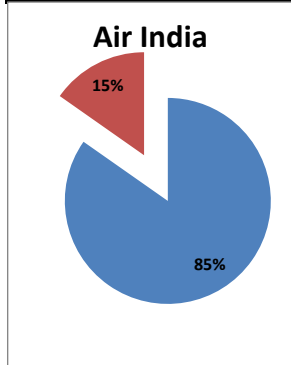


**Airport Name :- DELHI INTERNATIONAL AIRPORT PVT LIMITED. - May'14**

Airline	Total Departures	Flights ontime (STD +/- 15 Min)	Flights Delayed (STD +/- 15 Min)	% On time	% delayed	Airline					Airport		Weather		ATC	Miscellaneous
						Passenger & baggage handling (IATA CODES 11-18)	Aircraft & Ramp Handling (IATA CODES 31-39)	Technical, automated equipment failure(IATA CODES 41-48)	Operations , crew(IATA CODES 61-69)	Reactionary reasons (IATA CODES 91-97)	Airport Facilites (IATA CODES - 87,89)	Airport Security (IATA CODES 85)	Destination airport below minima (IATA CODES 72)	Departure aerodrome Below minima (IATA CODES 71)	ATFM(IATA CODES 81-84)	IATA CODE-99
AI	1979	1677	302	85%	15%	21	2	46	39	178	1	0	4	7	0	4
G8	975	776	199	80%	20%	6	0	2	2	175	0	0	8	6	0	0
6E	2696	2480	216	92%	8%	10	3	5	10	132	16	0	0	37	0	3
9W&S2	2117	1795	322	85%	15%	3	0	19	36	243	0	0	1	20	0	0
SG	1649	1386	263	84%	16%	3	0	45	2	186	1	0	2	21	1	2
<b>Total</b>	<b>9416</b>	<b>8114</b>	<b>1302</b>	<b>86%</b>	<b>14%</b>	<b>43</b>	<b>5</b>	<b>117</b>	<b>89</b>	<b>914</b>	<b>18</b>	<b>0</b>	<b>15</b>	<b>91</b>	<b>1</b>	<b>9</b>

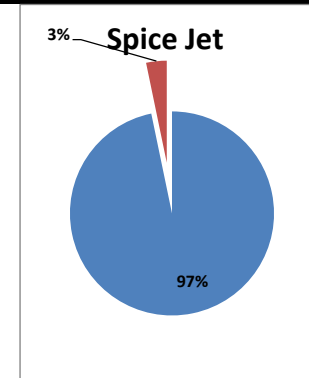
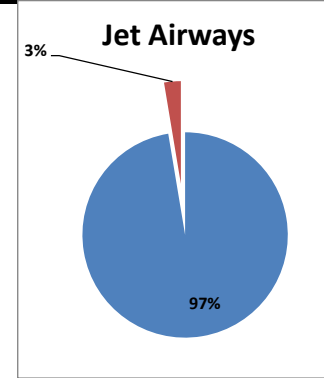
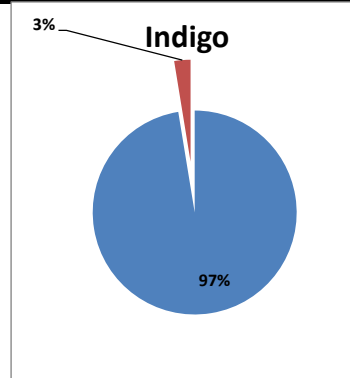
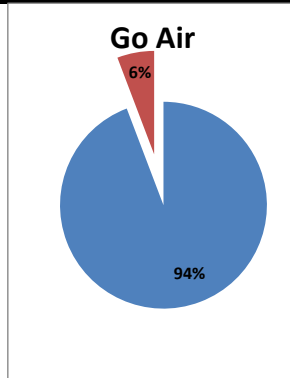
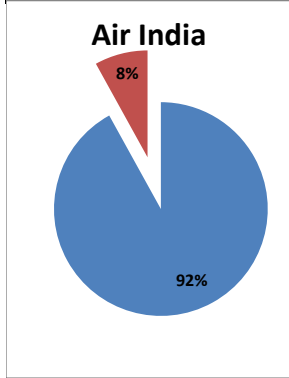


**On time percentage**

**Delayed percentage**

**Airport Name :- DELHI INTERNATIONAL AIRPORT PVT LIMITED. - May'14(Period :- 0300-0859)**

Airline	Total Departures	Flights ontime (STD +/- 15 Min)	Flights Delayed (STD +/- 15 Min)	% On time	% delayed	Airline					Airport		Weather		ATC	Miscellaneous
						Passenger & baggage handling (IATA CODES 11-18)	Aircraft & Ramp Handling (IATA CODES 31-39)	Technical, automated equipment failure(IATA CODES 41-48)	Operations , crew(IATA CODES 61-69)	Reactionary reasons (IATA CODES 91-97)	Airport Facilites (IATA CODES - 87,89)	Airport Security (IATA CODES 85)	Destination airport below minima (IATA CODES 72)	Departure aerodrome Below minima (IATA CODES 71)	ATFM(IATA CODES 81-84)	IATA CODE-99
AI	523	481	42	92%	8%	2	0	11	17	7	0	0	3	0	0	2
G8	346	326	20	94%	6%	5	0	1	1	6	0	0	6	1	0	0
6E	737	718	19	97%	3%	0	1	1	0	0	13	0	0	3	0	1
9W&S2	418	407	11	97%	3%	0	0	2	2	3	0	0	0	4	0	0
SG	399	386	13	97%	3%	0	0	10	1	1	0	0	1	0	0	0
<b>Total</b>	<b>2423</b>	<b>2318</b>	<b>105</b>	<b>96%</b>	<b>4%</b>	<b>7</b>	<b>1</b>	<b>25</b>	<b>21</b>	<b>17</b>	<b>13</b>	<b>0</b>	<b>10</b>	<b>8</b>	<b>0</b>	<b>3</b>

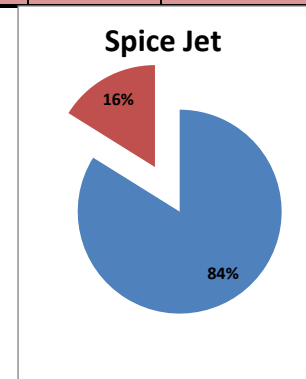
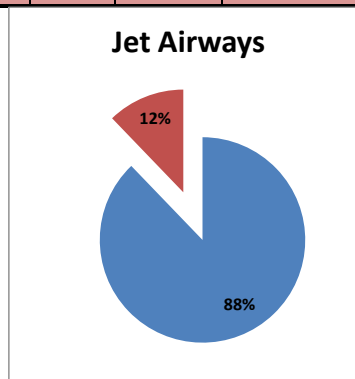
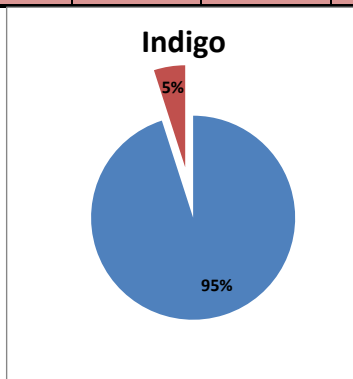
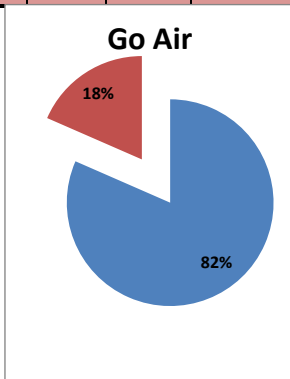
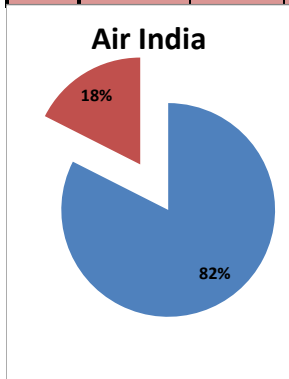


**On time percentage**

**Delayed percentage**

**Airport Name :- DELHI INTERNATIONAL AIRPORT PVT LIMITED. - May'14(Period :- 0900-1459)**

Airline	Total Departures	Flights ontime (STD +/- 15 Min)	Flights Delayed (STD +/- 15 Min)	% On time	% delayed	Airline					Airport		Weather		ATC	Miscellaneous
						Passenger & baggage handling (IATA CODES 11-18)	Aircraft & Ramp Handling (IATA CODES 31-39)	Technical, automated equipment failure(IATA CODES 41-48)	Operations , crew(IATA CODES 61-69)	Reactionary reasons (IATA CODES 91-97)	Airport Facilites (IATA CODES - 87,89)	Airport Security (IATA CODES 85)	Destination airport below minima (IATA CODES 72)	Departure aerodrome Below minima (IATA CODES 71)	ATFM(IATA CODES 81-84)	IATA CODE-99
AI	838	691	147	82%	18%	13	1	22	17	90	1	0	1	0	0	2
G8	309	252	57	82%	18%	0	0	0	1	54	0	0	2	0	0	0
6E	947	900	47	95%	5%	5	1	1	5	32	3	0	0	0	0	0
9W&S2	820	720	100	88%	12%	1	0	9	13	76	0	0	1	0	0	0
SG	614	515	99	84%	16%	2	0	20	0	74	1	0	0	0	1	1
<b>Total</b>	<b>3528</b>	<b>3078</b>	<b>450</b>	<b>87%</b>	<b>13%</b>	<b>21</b>	<b>2</b>	<b>52</b>	<b>36</b>	<b>326</b>	<b>5</b>	<b>0</b>	<b>4</b>	<b>0</b>	<b>1</b>	<b>3</b>

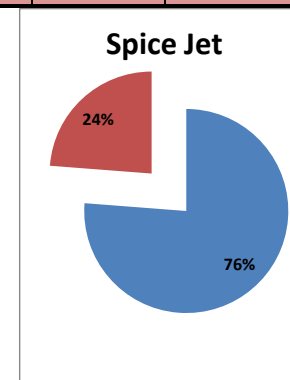
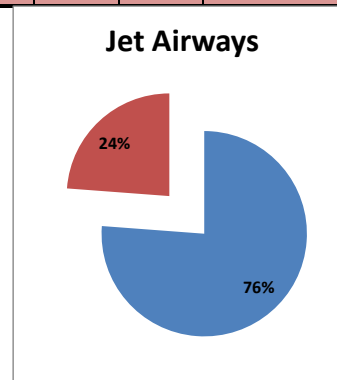
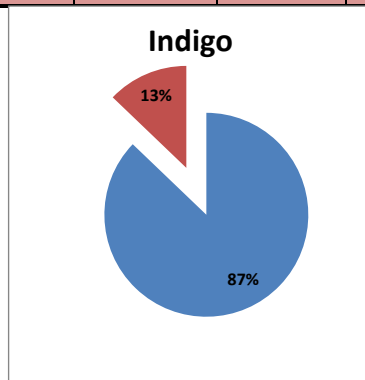
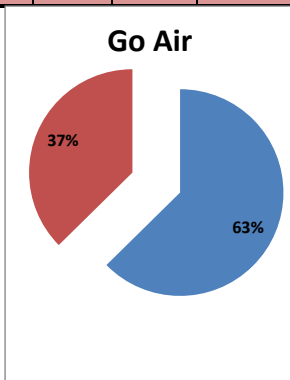
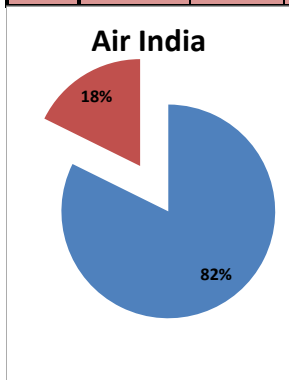


**On time percentage**

**Delayed percentage**

**Airport Name :- DELHI INTERNATIONAL AIRPORT PVT LIMITED. - May'14(Period :- 1500-2059)**

Airline	Total Departures	Flights ontime (STD +/- 15 Min)	Flights Delayed (STD +/- 15 Min)	% On time	% delayed	Airline					Airport		Weather		ATC	Miscellaneous
						Passenger & baggage handling (IATA CODES 11-18)	Aircraft & Ramp Handling (IATA CODES 31-39)	Technical, automated equipment failure(IATA CODES 41-48)	Operations , crew(IATA CODES 61-69)	Reactionary reasons (IATA CODES 91-97)	Airport Facilites (IATA CODES - 87,89)	Airport Security (IATA CODES 85)	Destination airport below minima (IATA CODES 72)	Departure aerodrome Below minima (IATA CODES 71)	ATFM(IATA CODES 81-84)	IATA CODE-99
AI	588	484	104	82%	18%	4	1	12	4	76	0	0	0	7	0	0
G8	297	186	111	63%	37%	1	0	1	0	104	0	0	0	5	0	0
6E	950	828	122	87%	13%	4	1	3	4	76	0	0	0	32	0	2
9W&S2	819	624	195	76%	24%	2	0	8	18	152	0	0	0	15	0	0
SG	635	484	151	76%	24%	1	0	15	1	111	0	0	1	21	0	1
<b>Total</b>	<b>3289</b>	<b>2606</b>	<b>683</b>	<b>79%</b>	<b>21%</b>	<b>12</b>	<b>2</b>	<b>39</b>	<b>27</b>	<b>519</b>	<b>0</b>	<b>0</b>	<b>1</b>	<b>80</b>	<b>0</b>	<b>3</b>

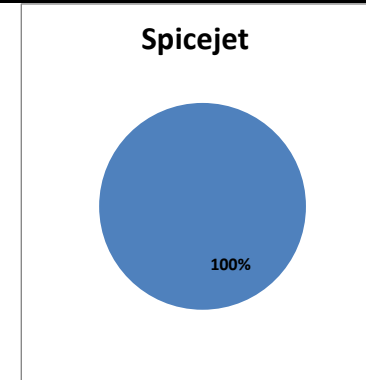
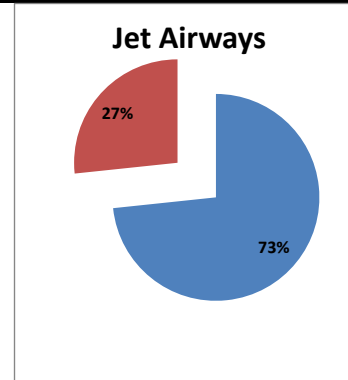
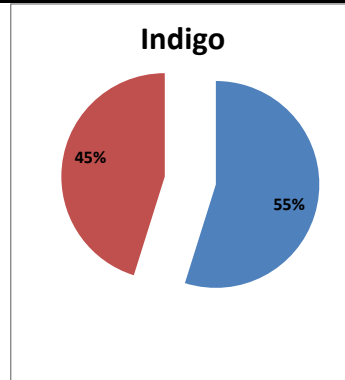
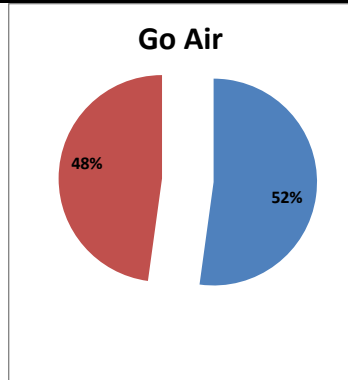
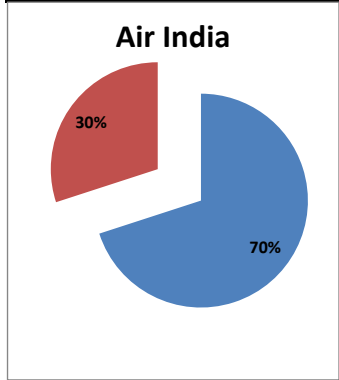


**On time percentage**

**Delayed percentage**

**Airport Name :- DELHI INTERNATIONAL AIRPORT PVT LIMITED. - May'14(Period :- 2100-0259)**

Airline	Total Departures	Flights ontime (STD +/- 15 Min)	Flights Delayed (STD +/- 15 Min)	% On time	% delayed	Airline					Airport		Weather		ATC	Miscellaneous
						Passenger & baggage handling (IATA CODES 11-18)	Aircraft & Ramp Handling (IATA CODES 31-39)	Technical, automated equipment failure(IATA CODES 41-48)	Operations , crew(IATA CODES 61-69)	Reactionary reasons (IATA CODES 91-97)	Airport Facilites (IATA CODES - 87,89)	Airport Security (IATA CODES 85)	Destination airport below minima (IATA CODES 72)	Departure aerodrome Below minima (IATA CODES 71)	ATFM(IATA CODES 81-84)	IATA CODE-99
AI	30	21	9	70%	30%	2	0	1	1	5	0	0	0	0	0	0
G8	23	12	11	52%	48%	0	0	0	0	11	0	0	0	0	0	0
6E	62	34	28	55%	45%	1	0	0	1	24	0	0	0	2	0	0
9W&S2	60	44	16	73%	27%	0	0	0	3	12	0	0	0	1	0	0
SG	1	1	0	100%	0%	0	0	0	0	0	0	0	0	0	0	0
<b>Total</b>	<b>176</b>	<b>112</b>	<b>64</b>	<b>64%</b>	<b>36%</b>	<b>3</b>	<b>0</b>	<b>1</b>	<b>5</b>	<b>52</b>	<b>0</b>	<b>0</b>	<b>0</b>	<b>3</b>	<b>0</b>	<b>0</b>



**On time percentage**

**Delayed percentage**